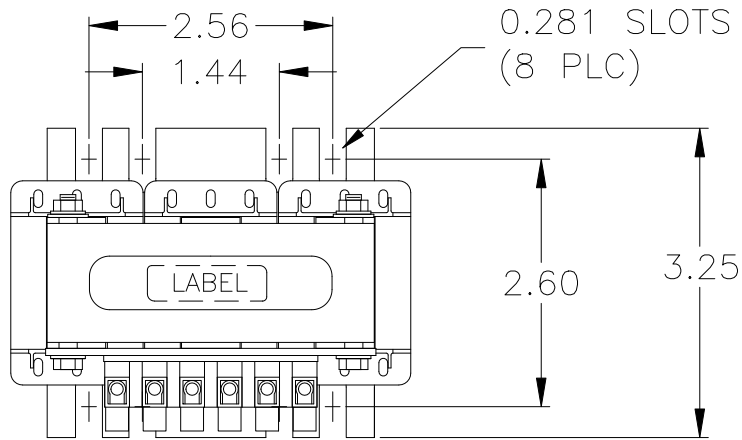


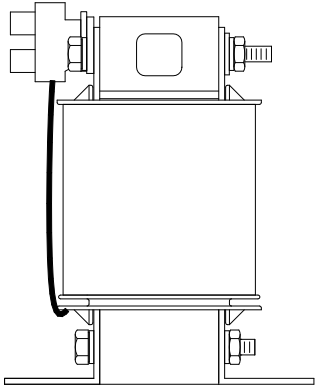
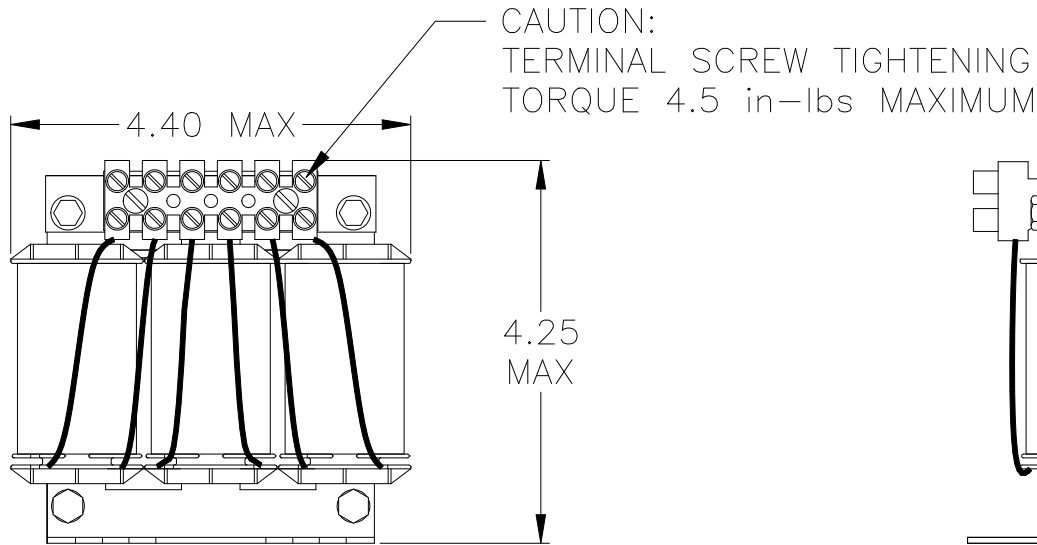
FILE: P:\DEPTS\ENGR\PROD DOCS\RLW\RLW-001105

INDUCTANCE	WEIGHT (LBS)	LOSS (WATTS)
3.3mH	5.3	54.4

NO.	CHANGE DESCRIPTION	BY	DATE	C'K'D
-----	--------------------	----	------	-------



WIRE RANGE: 22-10AWG



UNLESS OTHERWISE SPECIFIED, DIMENSIONS ARE IN INCHES [mm] AND TOLERANCES ARE:

DECI.                      FRAC.  
 ANGLES                      DRILLED HOLES

PART NAME:	3 PHASE REACTOR
DESCRIPTION:	OUTLINE DIMENSIONS
FINISH:	

MTE CORPORATION MENOMONEE FALLS, WISCONSIN			
CD RLW-001105			REV. 06
SCALE	NTS	DATE	04/02/09
REF.	DR. BY	RKT	APP'D